











Granite Belt Wildlife Carers Native Plant Drive - Plant List

















Trees (6m+)

<p><u><i>Eucalyptus acaciaformis</i></u> Wattle leaved Peppermint</p> <p>fast growing windbreak tree similar to <i>Eucalyptus nicholii</i> reaching 15m, fine dense bluish foliage resistant to insect attack, withstands frost & snow</p>		<p><u><i>Eucalyptus pauciflora</i></u> Snow Gum</p> <p>ornamental tree to 12m, smooth white trunk & glossy leaves, frost resistant</p>		<p><u><i>Eucalyptus prava</i> (syn <i>bancroftii</i>)</u> Orange Gum</p> <p>multiple trunked gum to 6m, patchy bark, pink or orange when new, aging to grey brown, broad green leaves, attractive white flowers in Summer, frost resistant</p>	
--	---	--	--	--	---

Tall Shrubs (2- 6m)

<p><u><i>Acacia rubida</i></u> Red-stemmed Wattle</p> <p>sml tree to 4m, red stems, red ferny juvenile foliage to long grey-green phyllodes, pale yellow flowers in Spring, frost res</p>		<p><u><i>Callistemon citrinus</i></u> Endeavour</p> <p>compact shrub to 3m, stiff dark green foliage, large crimson brushes in Spring & Autumn, frost resistant</p>		<p><u><i>Callistemon</i> sp</u> Bolivia Pink</p> <p>rare shrub from near Bolivia Hill growing to 3m tall, oval green leaves, bright pink brushes in Summer, frost resistant</p>		<p><u><i>Callistemon</i> sp</u> Gibraltar Pink</p> <p>rare shrub to 3m, green leaves, pinkish new growth, mushroom pink flowers during late Spr, frost res</p>	
<p><u><i>Callistemon</i> sp</u> Pink Champagne</p> <p>upright shrub to 3m tall x 2m wide, attractive grey green foliage, pink brushes in flushes throughout the year, frost resistant</p>		<p><u><i>Callistemon</i> sp</u> Taree Pink</p> <p>dense 3m tall shrub, green foliage with colourful pink new growth, clusters of bright pink bottle-brushes in Spring, frost tolerant</p>		<p><u><i>Grevillea</i> sp</u> Flora Mason</p> <p>shrub to 3m, fine grey green divided foliage, yellow & pink spider flowers in Spring – rel. tolerant of alkaline soils, frost resistant</p>		<p><u><i>Grevillea</i></u> rosmarinifolia Lutea</p> <p>shrub to 2.5m, green needle like foliage, green/ yellow flowers in Winter & Spring, frost resistant</p>	
<p><u><i>Hakea eriantha</i></u></p> <p>shrub to 3m tall, glossy lance like leaves, many white flowers in Spring then beaked woody fruit, frost tolerant, a favourite with cockatoos</p>		<p><u><i>Melaleuca</i> sp</u> Seafoam</p> <p>compact shrub to 3m, narrow leaves, spectacular display of pure white brushes in late Spring, hardy in poorly drained soils, moderately frost resistant</p>					













Shrubs to 2m

<p><u><i>Callistemon citrinus</i></u> Rowena</p> <p>a hardy rounded shrub to 1.5m, bright green foliage, dense red brushes with a pink hue during Spring, tolerant of frost & clay soils</p>		<p><u><i>Callistemon</i> sp</u> Father Christmas</p> <p>hardy upright bottlebrush to 2m, silky young foliage becoming smooth with age, creamy brushes with red anthers in Spring, frost resistant</p>		<p><u><i>Callistemon pachyphyllus</i> var <i>viridis</i></u></p> <p>bottlebrush to 1.5m, narrow green foliage, green flower spikes occur throughout year, tolerates poor drainage & frost</p>		<p><u><i>Callistemon</i></u> Alpine Bottlebrush</p> <p>shrub to 1.5m, tough small green leaves, small pink brushes with yellow anthers occur in Spring, tolerant of frost & wet</p>	
<p><u><i>Correa</i> sp</u> Federation Belle</p> <p>shrub to 1.5m, furry round aromatic leaves, fat showy bright pink bells with lemon yellow tips from Jan till Jun, frost resistant</p>		<p><u><i>Eremophila</i></u> lehmanniana</p> <p>adaptable hardy shrub to 2m, leaves small & bright green, small lilac flowers occur in Spring, tolerant of frost, drought & heavy clay</p>		<p><u><i>Eremophila</i> sp</u> Summertime Blue</p> <p>spreading shrub to 1.5m, narrow, shiny, leaves, large mauve-blue flowers in Spr, Sum & Aut, tolerant of lime, frost & part shade</p>		<p><u><i>Grevillea</i> sp</u> Apricot Glow</p> <p>fast growing dense shrub to 2m, bright green leaves, prolific apricot spider flowers in Winter & Spring, frost resistant</p>	
<p><u><i>Grevillea</i> sp</u> Gold-rush</p> <p>showy shrub to 1.5m, small linear leaves, bright yellow flowers with red & green style year round, frost res</p>		<p><u><i>Grevillea</i> sp</u> Winpara Gem</p> <p>fast growing shrub to 2m, soft finely divided grey green foliage, red flowers fading to orange in Winter & Spring, frost tolerant</p>		<p><u><i>Isopogon formosus</i></u> (grey form)</p> <p>shrub to 1.5m, furry grey divided foliage, showy rose pink cone flowers from Win, Spr, tolerant of mod. frost & lime</p>		<p><u><i>Leptospermum</i> sp</u> Burgundy Queen</p> <p>bushy shrub to 2m, small burgundy coloured linear leaves, red flowers in Winter to Spring, frost resistant</p>	
<p><u><i>Leptospermum</i></u> minutifolium</p> <p>open shrub to 2m, attractive green foliage with tiny leaves, white flowers occur in Spr & early Sum, frost resistant</p>		<p><u><i>Leptospermum</i></u> spectabile</p> <p>upright shrub to 2m, pointed dark green leaves, red & white tea tree flowers occur in Spring, frost resistant</p>		<p><u><i>Melaleuca</i> sp</u> Claret Tops</p> <p>compact bushy shrub to 1.5m, fine green foliage with purplish tips, small white brushes occur in Spr, moderate frosts only</p>		<p><u><i>Philotheca myoporoides</i></u> (long leaf) Native Wax Flower</p> <p>shrub to 1.5m, aromatic green leaves, pink buds & white flowers in Win & Spr, tol. frost, lime & partial shade</p>	

Shrubs to 1m

<p><u>Bauera rubioides Tassie Princess</u> compact shrub to 1m tall, dark green foliage, the deep pink bell flowers are large for a dog rose & occur in Winter & Spring, moist well drained position, frost resistant</p>		<p><u>Callistemon pallidus Candle Glow</u> a ground covering bottlebrush reaching 60 cm high x 2.5m across, grey green foliage with silky new growth, lemon yellow flowers in Spring & Autumn, frost tolerant, grow on banks or overhang walls</p>		<p><u>Correa sp Pink Panther</u> bushy adaptable shrub to 0.6m high x 1m wide, green shiny leaves, deep pink tubular flowers with green tips occur from Summer till Autumn, frost & drought hardy</p>	
<p><u>Crowea sp Southern Stars</u> dwarf crowea to 1m, very fine bronze tipped foliage, dark pink starry flowers much of the year, moist well drained soil, frost resistant</p>		<p><u>Dianella tasmanica Flax Lily</u> use beside a pond or in a rockery, strap like leaves to 80cm, bright blue flowers with prominent yellow anthers on tall spikes; develops blue globular fruits in Summer, frost resistant</p>		<p><u>Grevillea sp John Evans</u> hardy shrub to 1m, narrow dark green leaves turning reddish in Winter, masses of red spider flowers in Winter & Spring, frost resistant, tolerant of heavy clay</p>	
<p><u>Leptospermum sp Cardwell</u> shrub to 1m, fine light green leaves, shrub is covered with white flowers in Spring, tolerant of moderate frost</p>		<p><u>Philotheca sp Winter Rouge</u> neat rounded shrub to 80 cm high, aromatic green foliage, pink buds open to white waxy flowers in late Winter, frost resistant</p>		<p><u>Prostanthera cuneata Alpine Mint Bush</u> rounded compact shrub to 1m, small aromatic leaves, white flowers in Summer, tolerant of frost & snow</p>	

Ground Covers, Climbers & Shrubs <0.5m

<p><u>Billardiera scandens Apple Berry</u> A light weight twiner or ground cover, elliptical hairy green leaves with wavy edges, greenish cream tubular flowers occur throughout the year, frost tolerant</p>		<p><u>Correa sp Pink Delight</u> spreading shrub to 0.4m tall x 2m across, green aromatic leaves, large pink bells with cream reflexed petals occur in Autumn & Winter, frost hardy</p>		<p><u>Crowea exalata (low)</u> small shrub to 0.5m with faster growth than many croweas, lime green aromatic foliage, abundant pale pink starry flowers throughout the year, frost resistant</p>	
<p><u>Eremophila glabra Rottnest</u> a showy shrub growing to 0.5m high x 15m wide – green serrated foliage – bright red tubular flowers from Winter till Spring – drought & shade tolerant – moderate frost only</p>		<p><u>Grevillea sp Bronze Rambler</u> Vigorous groundcover to 30cm high x 4m wide, deeply divided leaves, reddish new growth, dark red toothbrush flowers year round, frost resistant</p>		<p><u>Grevillea sp Carol Ann (G juniperina x G sp Forest Rambler)</u> decumbent hardy plant 2m in width, dense non prickly foliage with an occasional upward growing branch, dark red spider flowers over a long period, frost & drought resistant</p>	
<p><u>Grevillea curviloba (syn biternata)</u> vigorous ground cover, fine prickly lime green leaves, small scented white flowers in Spring, usually frost resistant</p>		<p><u>Grevillea sp Pink Lady</u> Attractive ground cover, prickly linear leaves, pink coronet shaped flowers most of the time peaking in Spring, frost resistant</p>		<p><u>Grevillea sp Winter Delight G lanigera x G lavandulacea</u> hardy groundcover reaching 30 cm tall x 1.5m across, soft grey linear leaves, showy red & cream flowers in Winter & Spring, frost resistant</p>	
<p><u>Leptospermum nanum (pink)</u> dwarf tea-tree to 45 cm tall, fine dense foliage, single pink flowers in Winter & Spring, frost resistant, suitable for borders, rockeries or tubs</p>		<p><u>Patersonia occidentalis Native Iris</u> A tufted perennial, the flat green leaves growing to 40cm tall, purple iris like flowers on stems rising up to 80cm high, must have good drainage, frost resistant</p>		<p><u>Sollya heterophylla Blue-bell creeper</u> vigorous twining climber, lime green foliage, deep blue bells in Spring & Summer, frost resistant</p>	

Resistant (res) – will cope once established, Tolerant (tol) – may show signs of damage but should recover

Catalogue can also be found on www.granitenet.com.au/groups/envirometn/gbwc

PLANT PICK UP DAY IS SATURDAY 24TH SEP, 2011 AT BROADWATER STATE SCHOOL BETWEEN 10AM & 2PM